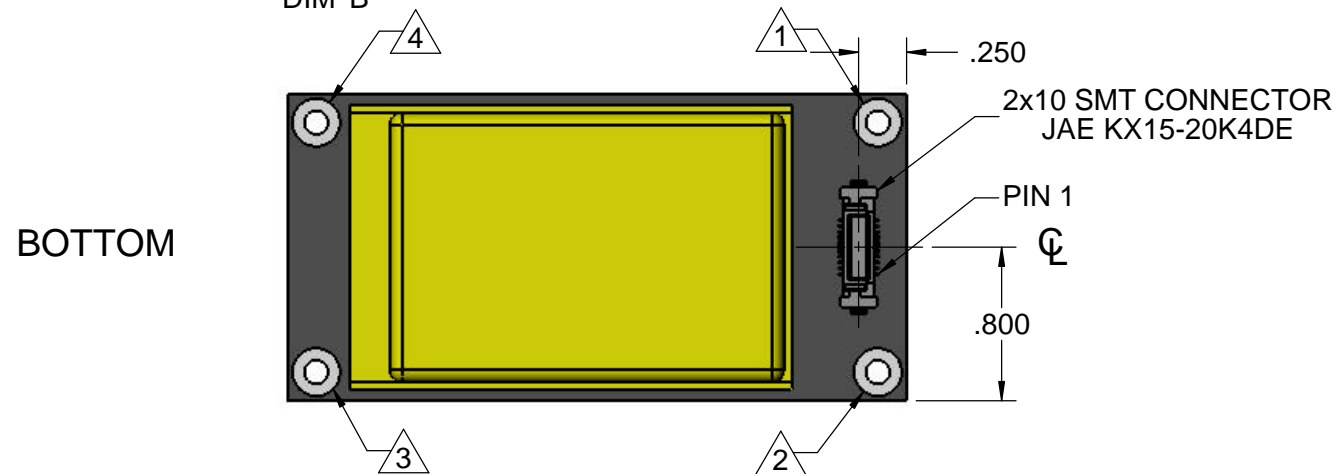
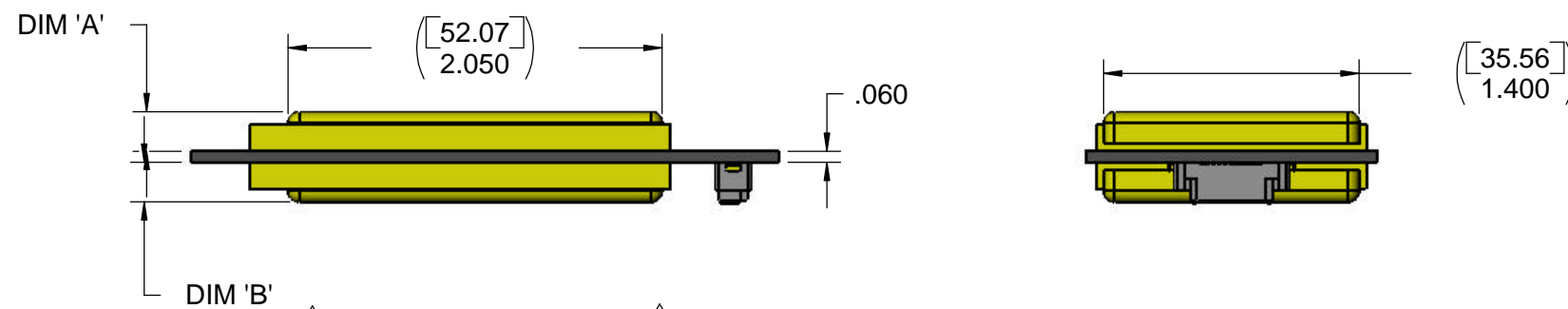
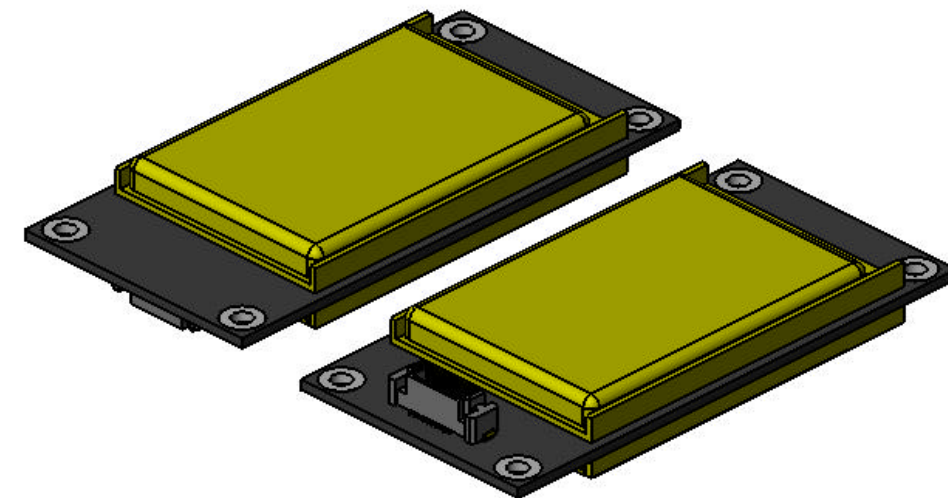
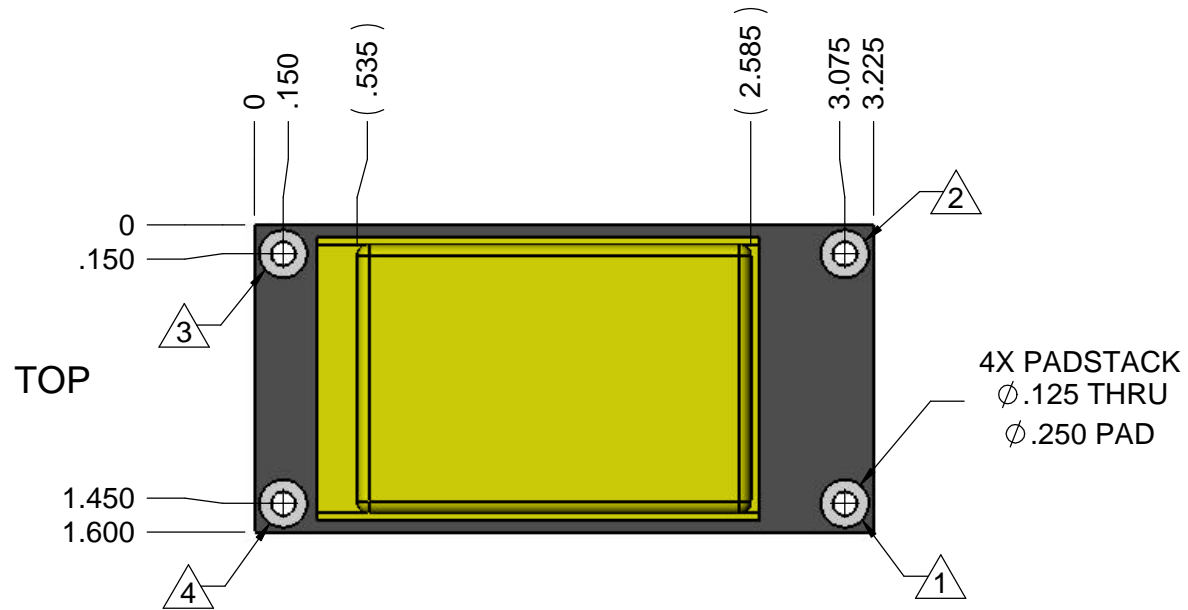


REVISION HISTORY				
REV	LOC	DESCRIPTION	DATE	APP'VD
A1	C5	UPDATED LABELS FOR Pin 3 & Pin 4	03/28/2009	AEK



NOTES:

- 1) PRELIMINARY BOARD LAYOUT
- 2) SAMPLE BATTERY CONFIGURATION SHOWN.
- 3) RECOMMEND BATTERY HEATER TO BE ON LOWER BATTERY ONLY (AFFORDS MORE CLEARANCE FOR TOP BATTERY).

MATED HEIGHT	DIM 'A' MAX	DIM 'B' MAX
6mm	4.5mm	6.0mm

TERMINAL	SIGNAL NAME
1	DGND (Ref Only)
2	+5V_SYS
3	Battery -
4	Battery +

MATERIAL: SEE NOTES	FINISH: SEE NOTES	HEAT TREAT: NONE	WEIGHT:
		750 Naples - San Francisco - CA 94112 (415) 584-6360 ph - (415) 585-7948 fax info@pumpkininc.com	
UNLESS OTHERWISE SPECIFIED DIMENSIONS ARE IN INCHES TOLERANCES ARE: FRACTIONS DECIMALS ANGLES .X = ± .030 .XX = ± .010 ± 0° 30" .XXX = ± .005		APPROVALS DRAWN AWR CHECKED QUAL ENG	DATE 08/09/08
CAD GENERATED DRAWING, DO NOT MANUALLY UPDATE		DO NOT SCALE DRAWING	
TITLE PCB, REMOTE BATTERY		SIZE B DWG. 705-00457 (REF)	REV A1 SCALE 1:1 SHEET 1 OF 1